


M303 Smart Air Purification Sterilizer


Use Instruction



Structure Chart



panel button instruction



P1:ON/OFF:10min/0.5H (working 10 minutes & pause 0.5 hours, cycle in order)
 P2:ON/OFF:10min/1H (working 10 minutes & pause 1 hours, cycle in order)
 P3:ON/OFF:20min/2H (working 20 minutes & pause 2 hours, cycle in order)

Use Instruction

- Plug in the product into home socket, digital tube flashes "--", which means power connected. Touch the on/off, start the machine and enter into working mode.
- Touch the mode button, select the corresponding working mode, and refer to the product panel P1, P2, P3 working mode description.
- This product contains a built-in countdown timer. When entering the corresponding mode, the product will countdown according to the time set in this mode. When the time is up, it will enter the sleep waiting state and wait for the next cycle. During this period, there is no need for manual intervention. The working mode can be adjusted according to the size of the use space and the flow of people. P1 means strong sterilization, P2 means moderate sterilization and disinfection, P3 means mild sterilization and disinfection.
- During operation, when a kind of fishlike smell can be felt at the ozone outlet, it means the machine works right. It would generate vast ozone at working mode, so it is suggested to leave it away from people.

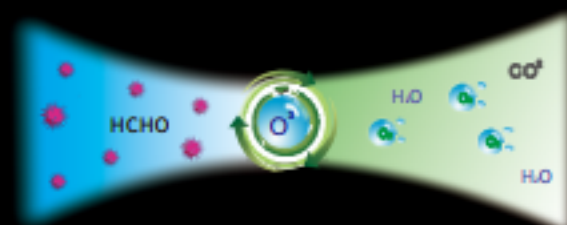
For more product details and use instructions, please refer to our official website

Principle of Ozone Sterilizer And Odor Removal

Ozone has strong oxidability, act with germs and virus directly, destroy their cells, DNA and RNA and then the metabolism is damaged, which leads to cells dead, finally it comes to sterilization and odor removal.



Principle of Ozone Removing Formaldehyde



Notes

Ozone has strong oxidability, although the obvious effects of sterilization and removing odor, but when people stay with the machine for a long time, it may stimulate people's respiratory tract, therefore it is suggested not to stay with the machine together for a long time when it is working. If you use in your room or office, you are suggested to adjust the machine to the right level and after it turns off automatically for 10 minutes, Ozone would decompose into oxygen, then go back into the room and enjoy the fresh and clean air. In this way, it can ensure 100% safe and healthy.

To have a longer lifespan, it not suggested to use this product in humid air for long time

This product is forbidden to wash by water

Specifications

Model No.: M303	Ozone Output: 150mg/H
Product Name: Smart Air Purification Sterilizer	Use Area: 50-150 M ²
Voltage Input: AC90-250V	Product Size: 130X130X78mm
Rating Power: 6W	Product Weight: 206g